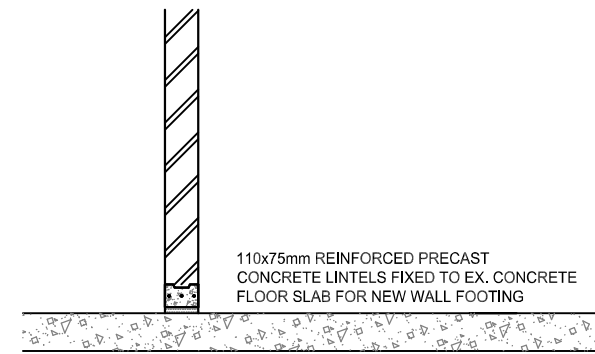
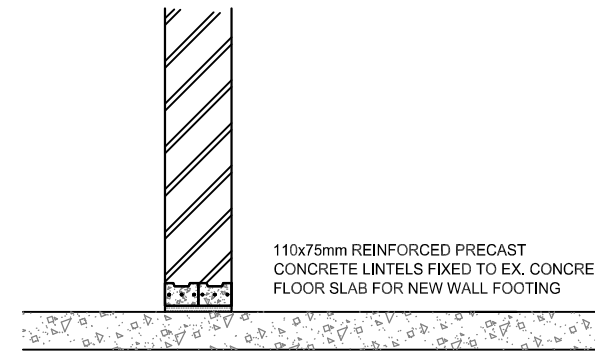


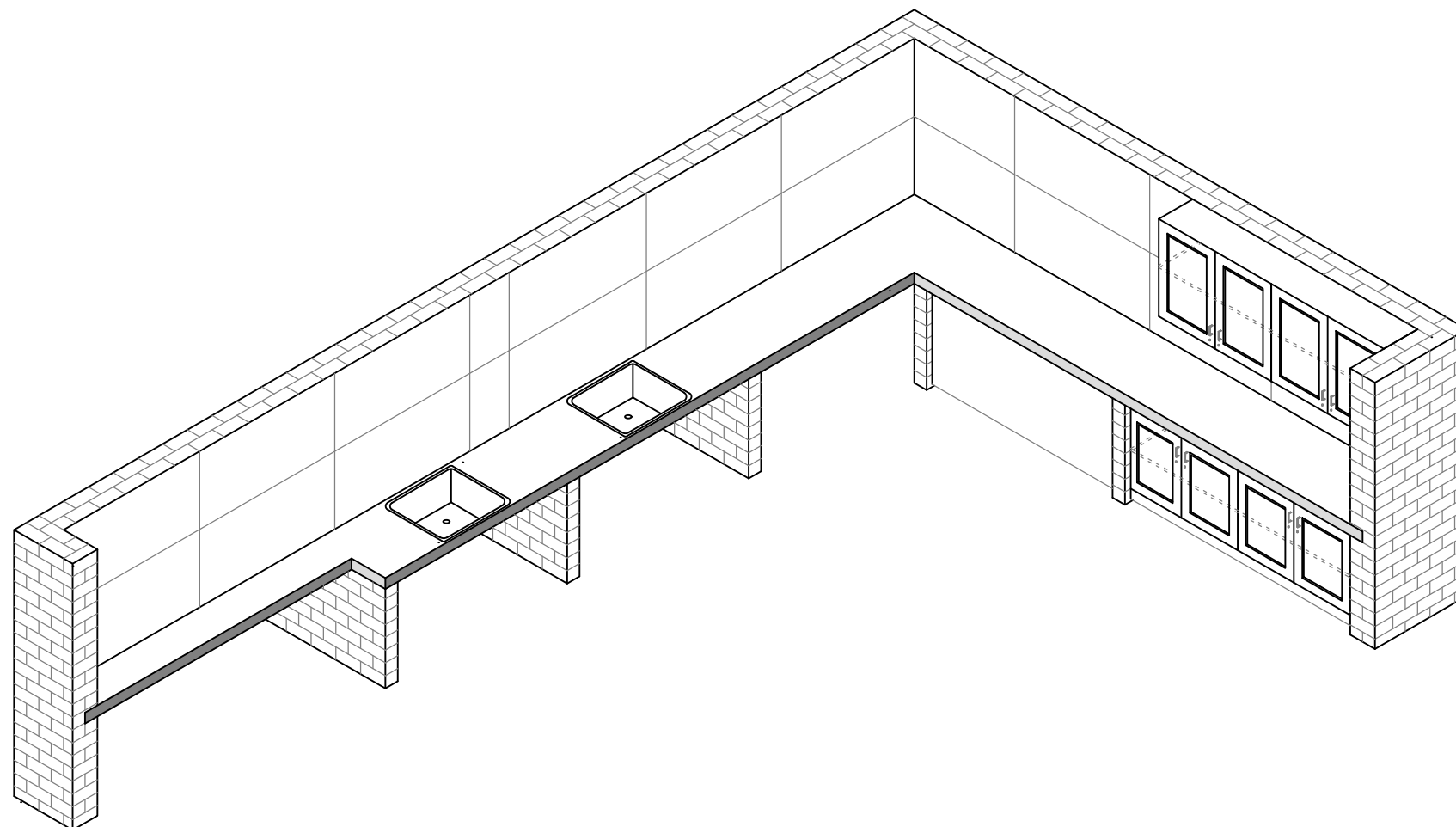
STOVE TOP EDGE DETAIL
SCALE 1:20



SINGLE WALL DETAIL
SCALE 1:25



DOUBLE WALL DETAIL
SCALE 1:25



ISOMETRIC VIEW

No.	Date	Revision	Initial



South African
NATIONAL PARKS

TECHNICAL SERVICES

Project

REST CAMP
EXISTING LAPA UPGRADES

Client

CAMDEBOO
NATIONAL PARK

Drawing

DETAILS\

Scale 1:50 (A3) Drawn K Visser

Checked C Jonker Date 29/07/2025

Signed *[Signature]* 10 November 2025
Date

Drawing No. *[Signature]* Rev. 00
CNP-7/4/7/3/4

This drawing and design is copyright and must not be reproduced in part or in whole without prior written consent. Contractors must verify all dimensions on site before commencing work or preparing shop drawings.