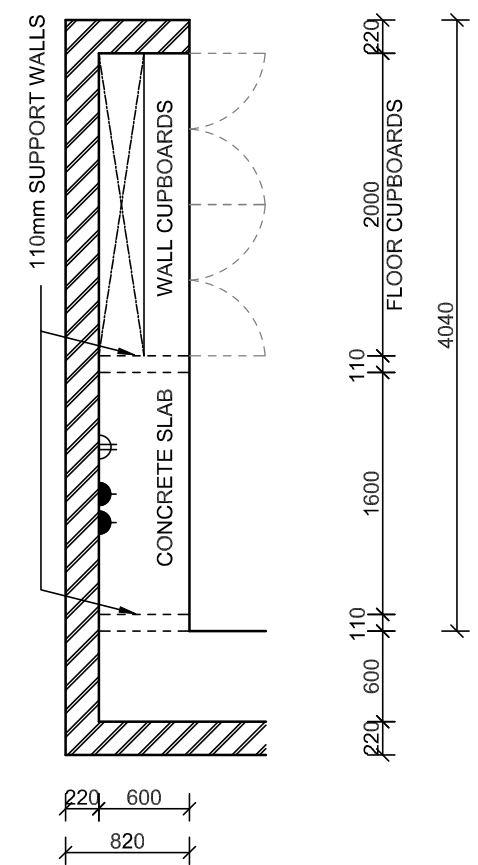


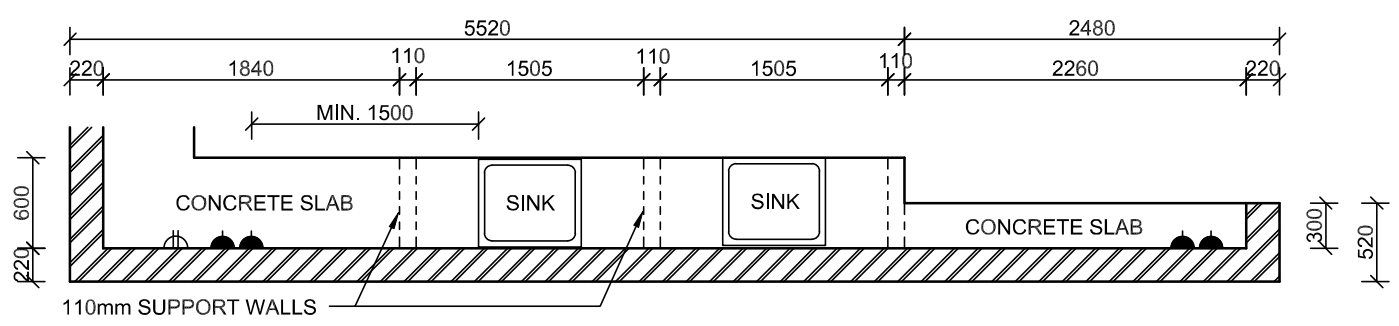
- 1 NEW CONCRETE COUNTER TOP ON BRICK WALLS
- 2 NEW TILED SPLASHBACKS TO 3 SIDES

**ELECTRICAL LAYOUT IS ONLY SCHEMATIC AND NOT A DESIGN**

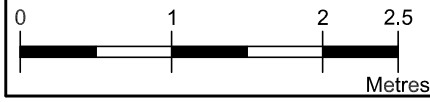
ELECTRICAL LEGEND	
	SINGLE WALL SOCKET (3-POINT) AT 1200mm A.F.F.L.
	OUTLET WITH 1x3-PIN AND 2 x EURO SWITCHED SOCKET AT 1200mm A.F.F.L.



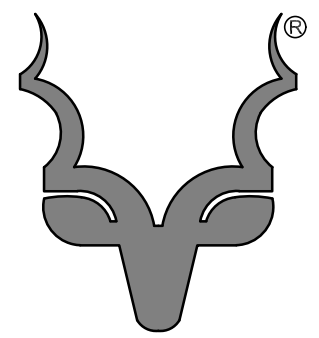
**COUNTER 2 LAYOUT**



**COUNTER LAYOUT**



No.	Date	Revision	Initial



**South African NATIONAL PARKS**  
TECHNICAL SERVICES

Project  
**REST CAMP EXISTING LAPA UPGRADES**

Client  
**CAMDEBOO NATIONAL PARK**

Drawing  
**NEW FLOOR LAYOUT**

Scale 1:50 (A3) Drawn K Visser

Checked C Jonker Date 29/07/2025

Signed *[Signature]* 10 November 2025 Date

Drawing No. **CNP-7/4/7/3/2** Rev. **00**

This drawing and design is copyright and must not be reproduced in part or in whole without prior written consent. Contractors must verify all dimensions on site before commencing work or preparing shop drawings.