








**APPENDIX 14: PESTICIDES BROCHURE FOR KNP EMPLOYEES AND
RESIDENTS**

RESPONSIBLE CONTROL OF PESTS IN THE KRUGER NATIONAL PARK

<p>BEEES</p>		<p>NO pesticides can be used to get rid of bees! If you have a problem with bees contact the Section Ranger. Only a suitably trained person can remove a bee nest.</p>
<p>BATS</p>		<p>Seal off entry points at night with Foam Filler. Spray Chlorine (HTH) as a deterrent on roof beams and rafters. Do not use Jeyes Fluid and do not touch or handle bats without protective gloves.</p>
<p>COCKROACHES / BED BUGS/ FLEAS / FISH MOTHS</p>		<p>Store food and waste safely and securely and keep the home clean and sanitary. Seal off cracks where cockroaches hide and only use approved cockroach bait gels. Do not use Moth Balls in the home! Use approved aerosol foggers containing <i>cyfluthrin</i>, <i>transfluthrin</i> and <i>triflumuron</i> for bed bugs and fleas.</p>
<p>FLIES</p>		<p>Ensure that household waste is properly secured and removed on a regular basis. Mix equal parts water and apple cider vinegar in a glass and keep in the home as a deterrent. Use approved insecticides only!</p>
<p>TERMITES</p>		<p>Contact Technical Services if you have severe problems with termites in the home. Only suitably trained persons can treat wood to deter termites. Use approved insecticides only!</p>
<p>MOSQUITOES</p>		<p>Remove mosquito habitats around the home such as standing water in containers, gutters, old tyres and plastic pools. Take precautions and use mosquito repellent at night and ensure that all window screens and doors are in a good condition.</p>
<p>GARDEN PESTS</p>		<p>Mix one cup of vegetable oil with one tablespoon of liquid soap. Add the mixture to a plastic spray bottle and add water. Shake well and spray on your plants. You can also use a salt solution.</p>